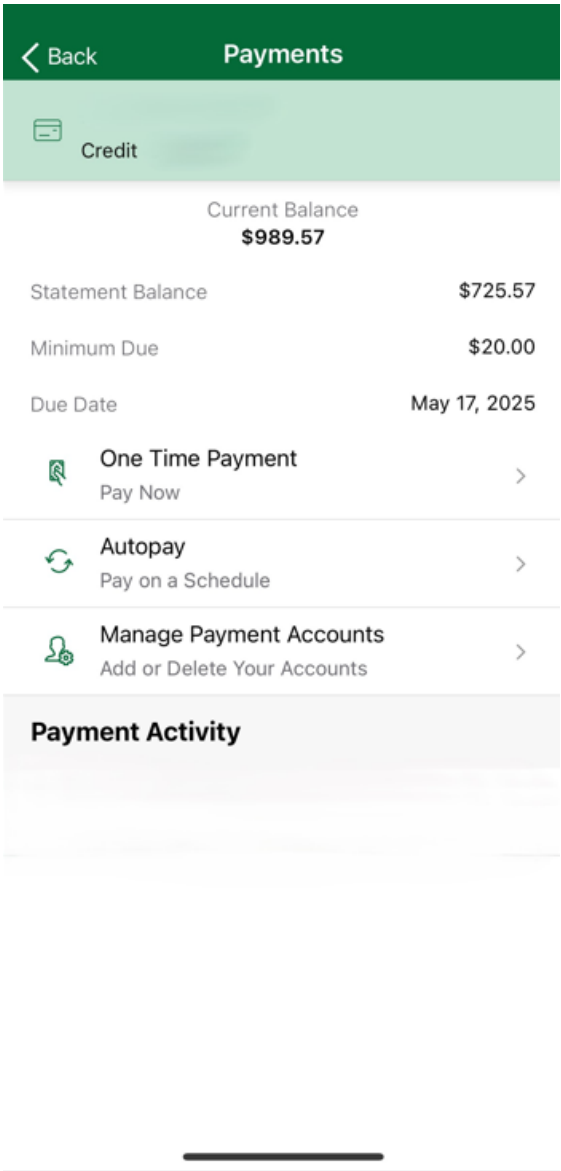


Schedule a one time payment

To make a one-time payment:


Navigation: **CardHub login** > **Select card** > **Pay Balance**


- 1. Select **One time payment**.



2. Select a date to send the payment.
3. Select **Minimum due**, **Statement balance**, **Current balance**, or enter a **Custom amount** to pay.
4. Select the account from the **Payment account** dropdown list.
5. Select **Review**.

One Time Payment

 Credit

Payment Date *
04/28/2025 

Amount

Minimum Due
Due by May 17


\$20.00

Statement Balance
As of Apr 22


\$725.57

Current Balance

\$989.57

Custom Amount
\$ 25.00 

Account


Payment Account
Checking — Noble Credit union 


Review

Cancel

6. Review payment information.

One Time Payment


 Credit



Review Details

Financial Institution	Noble Credit union
Account	Checking
Amount	\$10.00
Payment Date	Apr 28, 2025

By selecting Pay, I electronically consent and authorize the above one-time electronic funds transfer from my payment account to my credit card





Pay

Cancel

7. Select **Pay** to complete the transaction or **Cancel** to edit information.

One Time Payment


 Credit



Payment Scheduled

Financial Institution	Noble Credit union
Account	Checking
Amount	\$10.00
Payment Date	Apr 28, 2025

Payments submitted after 5 PM eastern time will be credited the following business day. Current balances will be updated once the payment is processed,



OK

Set up autopay

To set up an autopay:

Navigation: CardHub login > Card select > Pay Balance > Autopay

1. Select **Minimum Payment Due**, **Statement Balance**, or enter a **Custom Amount**.
2. Select a **Payment Account** from the dropdown list.
3. Select **Schedule** to proceed with the autopay payment.

Autopay

Credit

Minimum Due ✓

Statement Balance

Custom Amount
\$ 0.00

Account

Payment Account
Checking — Noble Credit union ▼

By selecting Schedule, I electronically consent and authorize the above recurring electronic funds transfer from my payment account to my credit card account.

Autopay will begin on the next statement billing cycle. In the meantime, you can also schedule a one-time payment for the current month.

Schedule

Cancel



Note: Actual payments always occur on the statement due date.